


For your safety,
always carry this card with you.




For first aid treatment see reverse.

Further information: safety.hammelmann.com

DE.25320.0002


In the case of injury not only water but also particles are injected through the skin and tissues. The jet can be deeply penetrating and be deflected by sinew or bone to cause serious injury and infections in areas some distance away from the original penetration point.



Injuries caused by water jet

Water jets reach supersonic speeds and pressures up to 4000 bar.

FIRST AID



Injuries caused by water jet

1. Keep injured body area raised.
2. Cover wound with a sterile dressing.
Use a pressure dressing if bleeding is extensive.
3. Observe the condition of the injured person closely.
4. Amputated body parts should be placed in a sterile bag and kept as cool as possible.
5. Arrange professional medical attention immediately.

Doctors refer to information on the reverse.

